

on various kinds of membranes, their permeabilities and properties. Brown¹ has shown that membranes allowing dialysis in almost any sort of solvent, even such as alcohol, acetone, glacial acetic acid, toluene, benzene, etc., can be made. This indicates that pervaporation and ultra-filtration are by no means limited to aqueous solutions.

Summary.

A new form of ultra-filter has been described which depends on pervaporating both the dialysate and the diffusate solutions during dialysis.

Its usefulness in biological and synthetic organic chemistry for the removal of humus, coloring matter and colloids in general, has been pointed out and illustrated.

The apparatus makes it possible now, for the first time, to dialyze quantitatively.

ALBANY, N. Y.

[CONTRIBUTION FROM THE CHEMICAL LABORATORY OF THE UNIVERSITY OF TEXAS.]

GLACIAL ACETIC ACID AS A SOLVENT FOR PRUSSIC ACID. BENZALHYDRAZINOPHENYLACETONITRILE AND SOME DERIVATIVES.

BY J. R. BAILEY AND R. H. PRITCHETT.

Received May 17, 1918.

Introduction.

Bailey and co-workers have recently reported investigations² of the use of cyanic acid in glacial acetic acid, and this work very naturally suggested the use of prussic acid in the same solvent. Work in this direction had been under way for some time, when in *Chemical Abstracts* there appeared a reference to an article by R. von Walther and R. Hübner entitled "Conversion of Aldehydes and Ketones into α -Amino Nitriles and Derivatives of the Latter." The very efficient method of preparation used here is to dissolve an aldehyde or ketone together with a suitable amine in glacial acetic acid and add potassium cyanide, *e. g.*, phenylaminophenylacetonitrile, $C_6H_5NHCH(CN)C_6H_5$, is conveniently made by allowing benzaldehyde, aniline, and potassium cyanide to react in glacial acetic acid "to which a little water is added." As Walther and Hübner have undoubted priority in this work, and it is their announced intention to continue the investigation on the use of prussic acid in glacial acetic acid, we have no desire to interfere with their problem, and will simply announce the results obtained by us in this direction. The article of Walther and Hübner referred to above appeared³ in 1916, but,

¹ *Loc. cit.*

² THIS JOURNAL, 37, 940, 1884 (1915); 39, 279 (1917).

³ *J. prakt. Chem.*, 93, 119 (1916).

owing to war conditions, was not abstracted by the American Chemical Society until June, 1917.¹

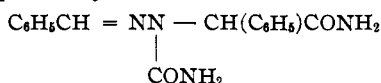
In the present paper it is shown that benzalazine,



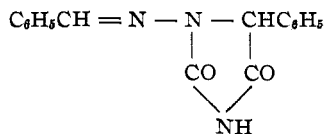
dissolved in glacial acetic acid, readily takes up one molecule of hydrocyanic acid upon stirring in solid potassium cyanide. The product here formed, benzalhydrazinophenylacetoneitrile, has the constitution



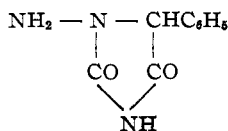
The same substance was obtained by Darapsky and Adamczewski,² by the action of hydrazine monochloride, and potassium cyanide on benzaldehyde in aqueous or methyl alcoholic solution. These investigators prepared the substance under different experimental conditions, but always obtained a colored product, *e. g.*, the sample used for analysis consisted of "yellow leaflets." In our method of preparation, the nitrile is obtained colorless. However, the product, especially when impure, readily colors and it then appears impossible to remove the color. In order to confirm the constitution of the reaction product of prussic acid on benzalazine in glacial acetic acid as benzalhydrazinophenylacetoneitrile, a few derivatives were made from the substance prepared by this new method. As was to be expected, benzalhydrazinophenylacetoneitrile, or better benzalhydrazinophenylacetamide, reacts with cyanic acid in glacial acetic acid³ forming an α -carbonyl derivative, the structure of which may be exemplified by the amide derivative



The latter substance under the influence of alkalis yields benzalaminophenylhydantoin,



This hydrazone in dil. sulfuric acid solution splits off benzaldehyde, giving in poor yield aminophenylhydantoin,

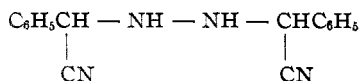


¹ *C. A.*, 11, 1629 (1917).

² Dissertation (Heidelberg), 1911. So far as our observation goes, this work has not appeared in journal form.

³ Cf. *THIS JOURNAL*, 38, 1784 (1916).

All attempts to add two mols. of hydrocyanic acid to one mol. of benzalazine, and thus arrive at hydrazinophenylacetoneitrile,



were fruitless, although it is well known that the ketazine



and the aldazine



by hydrocyanic acid addition give hydrazoisobutyronitrile and hydrazopropionitrile, respectively.

Experimental Part.

Benzalhydrazinophenylacetoneitrile, $\text{C}_6\text{H}_5\text{CH} = \text{NNHCH}(\text{C}_6\text{H}_5)\text{CN}$.—To 10 g. of benzalazine, $\text{C}_6\text{H}_5\text{CH} = \text{N} - \text{N} = \text{CHC}_6\text{H}_5$, in 100 cc. of glacial acetic acid are added 15 g. of finely powdered potassium cyanide in 3 g. portions. After each addition of the cyanide the mixture, which it is convenient to have in a liter flask, is well shaken to effect solution, while toward the end of the reaction it is necessary to warm the mixture cautiously to dissolve the cyanide completely. The flask is now allowed to stand in ice-water for one-half hour, at the end of which time the benzalhydrazinophenylacetoneitrile is precipitated by the addition of 750 cc. of water. Adamczewski describes the nitrile as "very readily soluble in warm alcohol, readily soluble in benzene, and difficultly soluble in ether and ligroin." The product obtained by us conforms to these solubilities. The pure white product obtained in the improved process of making benzalhydrazinophenylacetoneitrile melts at 114° , whereas Adamczewski reports $111-112^\circ$. The low melting point found by him was probably due to failure to obtain a pure product, since he describes the substance as possessing a yellow color. We find that the compound, even after careful recrystallization from alcohol and thorough drying, readily colors on standing. However, the product may be kept colorless by covering it with a little alcohol. The best yields were obtained by Adamczewski by preparing the benzalhydrazinophenylacetoneitrile from benzalhydrazine and mandelic acid nitrile, in which reaction he reports a 75% yield. The process employed by us gives a practically quantitative yield and, besides furnishing a pure product, is much simpler than that of the German investigator.

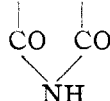
Calc. for $\text{C}_{16}\text{H}_{13}\text{N}_3$: C, 76.60; H, 5.53; N, 17.87. Found: C, 76.24; H, 5.56; N, 18.19.

Doubtless this method of preparing benzalhydrazinophenylacetoneitrile opens up a convenient source of hydrazinophenylacetic acid, for Adamczewski states that "benzalhydrazinophenylacetoneitrile on standing with conc. hydrochloric acid in the cold readily takes up a molecule of water,

(C₆H₅)CONH₂.—This carbamyl derivative may be prepared from benzalhydrazinophenylacetamide similarly to the foregoing substance with an yield of about 80%. On recrystallization from absolute alcohol, it is obtained in the form of short prisms with dome-shaped end faces. On heating it begins to contract at about 150°, melting to a brown liquid at 183°, and finally decomposing at 193° with gas evolution. The solubilities are similar to those of the corresponding nitrile.

Calc. for C₁₆H₁₆O₂N: C, 64.84; H, 5.40; N, 18.93. Found: C, 64.61; H, 5.52; N, 18.88.

1-Benzalamino-5-phenylhydantoin, C₆H₅CH = N — N — CHC₆H₅.—

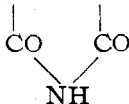


To 30 cc. of 10% potassium hydroxide is added 5 g. of benzalcarbamylhydrazinophenylacetamide, and the mixture boiled until after complete solution all ammonia is expelled. With vigorous stirring it is made acid with acetic acid, cooled, and filtered. Purification is effected by recrystallization from glacial acetic acid with subsequent washing with water, or by recrystallization from 70% alcohol. The hydantoin can also be prepared directly from benzalhydrazinophenylacetoneitrile as follows:

The carbamyl derivative is prepared according to directions given under benzalcarbamylhydrazinophenylacetoneitrile, and the crude product, after removal of acetic acid, allowed to stand with 10 times its weight of conc. hydrochloric acid for 12 hours. The acid solution is now diluted to 10 times its volume, whereupon the hydantoin separates in 50% yield. On heating it softens at about 245°, turning yellow, this color changing to a deep brown at 250°.

Calc. for C₁₆H₁₅ON₂: C, 68.82; H, 4.66; N, 15.05. Found: C, 68.42, 68.82; H, 4.84; N, 14.93, 15.16.

1-Amino-5-phenylhydantoin, C₆H₅CH — N — NH₂.—If benzalamino-



phenylhydantoin, dissolved in sulfuric acid diluted with an equal volume of water, is steam distilled, benzaldehyde splits off readily. The resulting aminophenylhydantoin is obtained by neutralizing the sulfuric acid and then purified by first washing with dilute alcohol and finally by dissolving in glacial acetic acid and precipitating with water. The yield in this reaction is very poor, and we have not succeeded in obtaining a colorless product. The sample analyzed was of a light yellow color, readily soluble in glacial acetic acid, and only sparingly soluble in the other common solvents. On heating it begins to contract at about 215°.

turning yellow on further heating, and at 232° decomposes with partial sublimation, leaving a small amount of a black residue.

Calc. for $C_8H_6O_2N_2$: N, 22.00%. Found: N, 21.87.

AUSTIN, TEXAS.

[CONTRIBUTIONS FROM THE CHEMICAL LABORATORY OF CORNELL UNIVERSITY.]

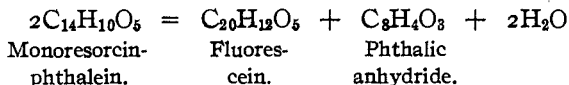
2,4-DIHYDROXYBENZOYL TETRACHLORO-*o*-BENZOIC ACID AND
2,3,4-TRICHLORO-6-HYDROXYXANTHONE-1-CARBOXYLIC
ACID AND SOME OF THEIR DERIVATIVES.

By W. R. ORNDORFF AND W. A. ADAMSON.

Received May 23, 1918.

Historical.

Dihydroxybenzoylbenzoic acid was first prepared by Baeyer¹ in connection with his investigation of fluorescein. It was made by evaporating fluorescein in sodium hydroxide solution, containing 3 times its weight of sodium hydroxide, until the color becomes brownish yellow, dissolving in water and precipitating with acid. The substance was purified by dissolving in dilute sodium hydroxide solution, neutralizing with hydrochloric acid, heating to boiling, adding alcohol until the fluid became clear and allowing to crystallize. This product was found to have a melting point of about 200°, and to contain one molecule of water of crystallization. To this compound, which Baeyer called "*monoresorcinphthalein*," he assigned the formula $C_6H_3(OH)_2.CO.C_6H_4.COOH$. He found that monoresorcinphthalein, when fused with resorcinol, or even when heated alone above its melting point, gave fluorescein. In the latter case the reaction seemed to proceed according to the following equation:



Dihydroxybenzoylbenzoic acid was also made by Liebig² in his investigation of resorcinbenzein and fluorescein. His method of preparation was the same as that of Baeyer, while his method of purification differed somewhat. His purified acid contained one and a half molecules of water of crystallization, and melted at 210–211°. He also prepared a diacetyl derivative, having a melting point of 136°. According to Liebig,³ when fluorescein is made by fusing dihydroxybenzoylbenzoic acid, two modifications are obtained, one red and the other yellow.

R. Meyer and Conzetti⁴ obtained dihydroxybenzoylbenzoic acid, along with other products, by the fusion of fluorescein chloride with sodium hydroxide. They give its melting point as about 200°.

¹ *Ann.*, 183, 23 (1876).

² *J. prakt. Chem.*, 85, 261 (1912).

³ *Ibid.*, 85, 113 (1912).

⁴ *Ber.*, 30, 970 (1897).